



Specification Sheet

Type	DIPOLE – ANT
Model Name	LA – 24S – ANT
Part No	
Issued Date	2013. 05. 22

SAE HAN ANTENNA CO.,LTD

301-1107, Ssangyong Techno Park 3,36-1 Samjeong-Dong, Ojeong-Gu, Bucheon-Si, Gyeonggi-Do, Korea

TEL : 82.32.624.2630 FAX : 82.32.624.2632



Model Name	Application	Rev	Page
LA -24S-ANT	Wireless LAN..Etc	0.0	2 / 6

CONTENTS

1. Specification	3
2. Electrical Specification Test		
2.1 V.S.W.R	4
2.2 Beam Pattern	5
3. Appearance	6



Model Name	Application	Rev	Page
LA -24S-ANT	Wireless LAN..Etc	0.0	3 / 6

1. Specification

1.1. General Specification

General specification	
Model name	LA – 24S - ANT
Antenna type	1/2 Wavelength Dipole Antenna

1.2. Electrical Specification

Electrical specification	
Center Frequency	24417MHz
Frequency Range	2400MHz – 24835MHz
V.S.W.R	Less Than 1.5
Gain(dBi)	2.4dBi (Max)
Radiation pattern	Omni-directional
Polarization	Linear
Impedance	50Ω Normal ± 10

1.3. Mechanical Specification

Mechanical specification	
Connector Type	SMA
Cover Material	Drawing reference
Color	Black
Temperature Range	-45℃ ~ +85℃
Weight	8g ± 0.2g
Dimension	Drawing reference



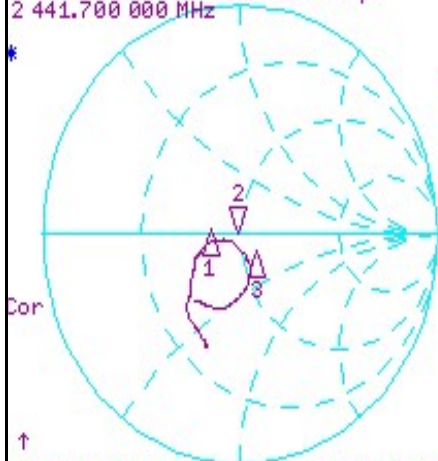
Model Name	Application	Rev	Page
LA -24S-ANT	Wireless LAN..Etc	0.0	4 / 6

2.1 V.S.W.R

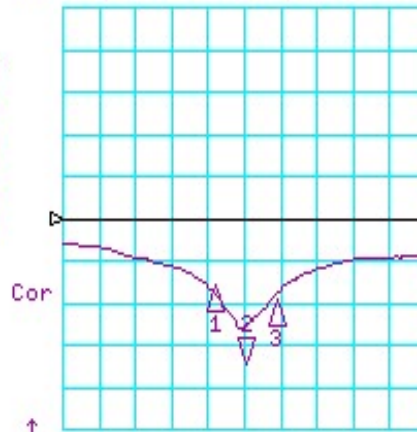
22 Dec 2011 11:29:49

CH1 S11 1 UFS
 48.109 Ω 0.3496 Ω 22.788 pH
 2 441.700 000 MHz

CH3 LOG 10 dB/ REF 0 dB
 S11 2:-34.163 dB 2 441.700 000 MHz



CH1 Markers
 1: 36.137 Ω
 0.9922 Ω
 2.40000 GHz
 3: 57.357 Ω
 -8.8984 Ω
 2.48350 GHz

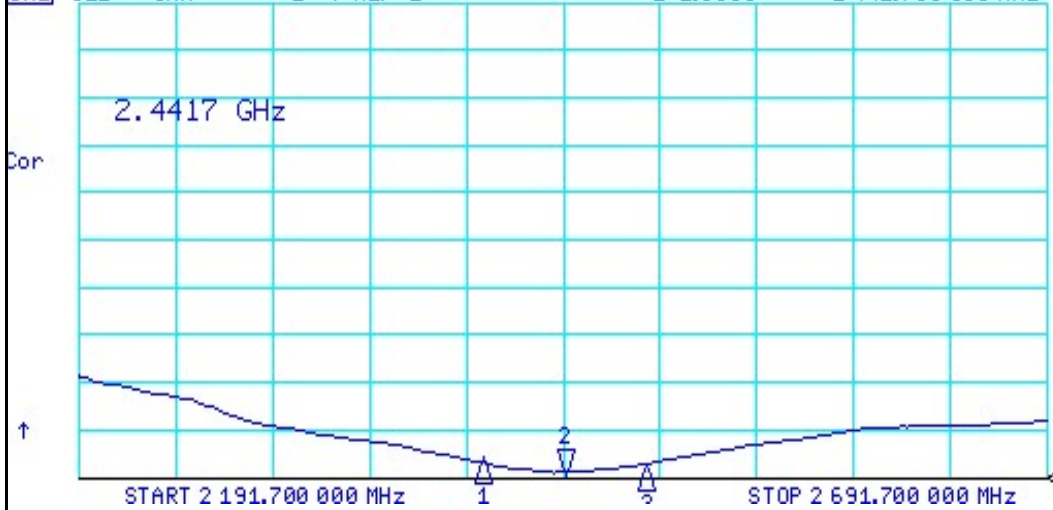


CH3 Markers
 1:-15.847 dB
 2.40000 GHz
 3:-19.398 dB
 2.48350 GHz

CENTR 2441.700 MHz SPAN 500.000 MHz

CENTR 2441.700 MHz SPAN 500.000 MHz

CH2 S11 SWR 1 / REF 1 2: 1.0399 2 441.700 000 MHz

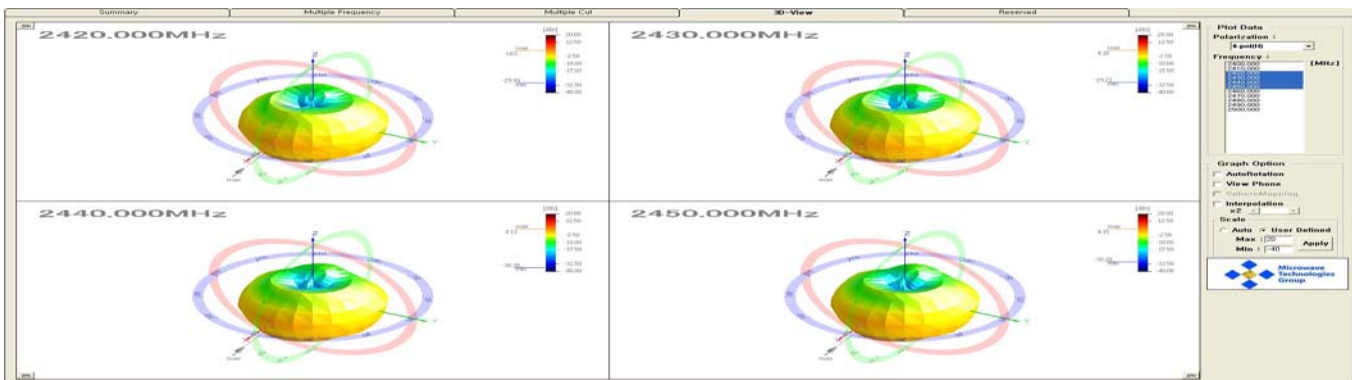
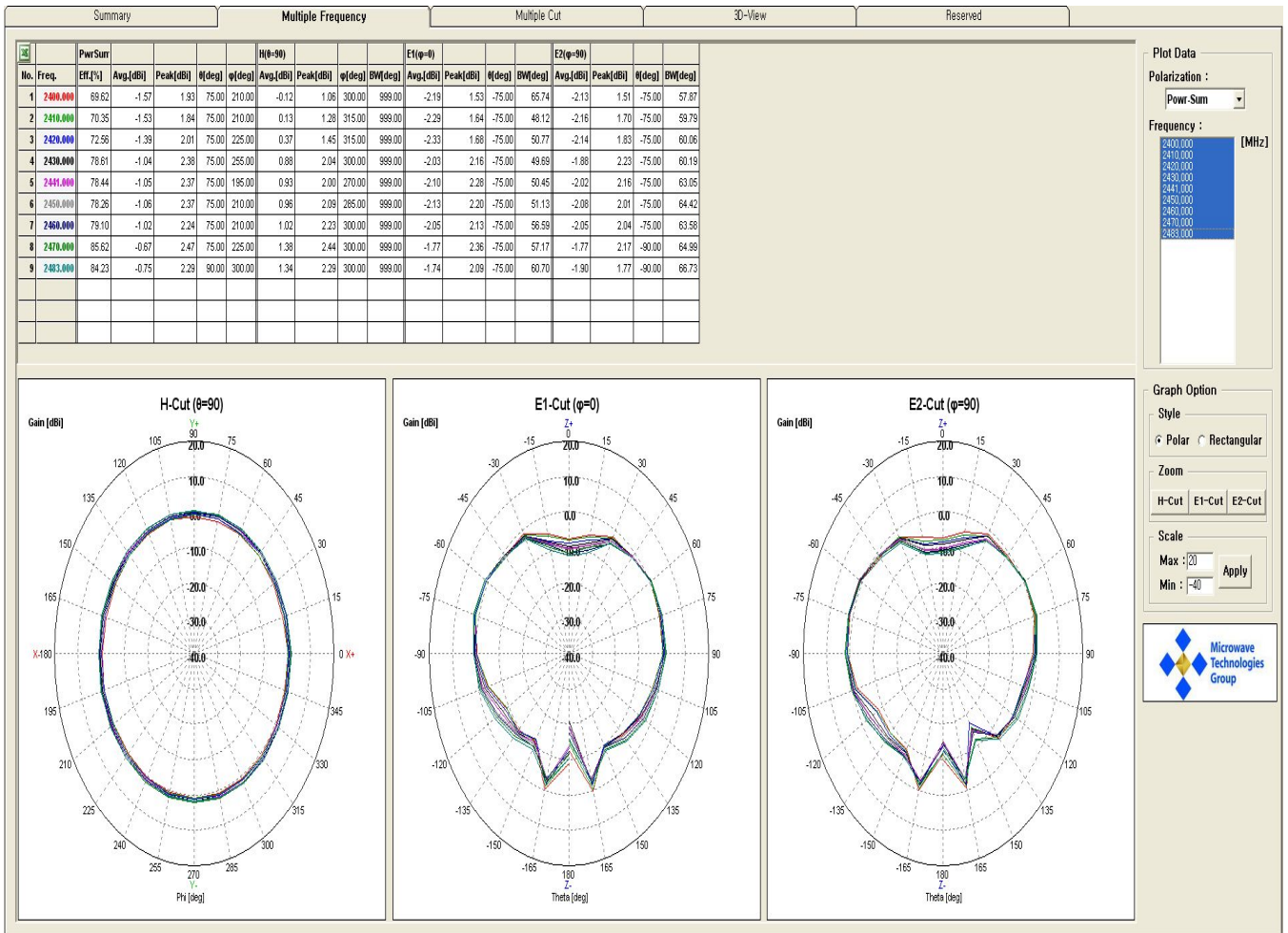


CH2 Markers
 1: 1.3849
 2.40000 GHz
 3: 1.2402
 2.48350 GHz

Frequency	V.S.W.R	비 고
2400 MHz	1.23	
2438MHz	1.02	
2500MHz	1.46	



2.2. Gain & Beam Pattern



주 파 수	Gain(Max)	비 고
2400MHz	1.9dBi	
2441MHz	2.3dBi	
283MHz	2.2dBi	

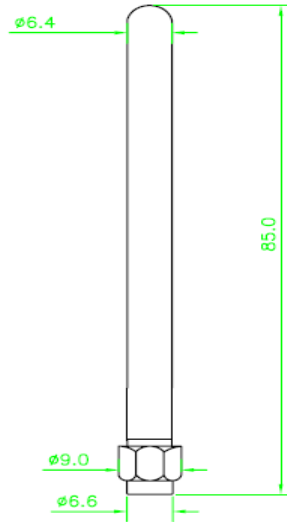
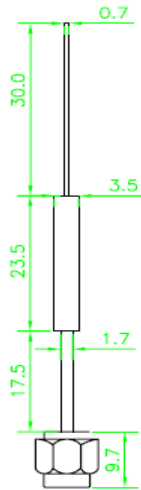


Model Name	Application	Rev	Page
LA -24S-ANT	Wireless LAN..Etc	0.0	6 / 6

3.Appearance

CONTROLLED DRAWING
 This drawing is the property of SAEHAN ANT.
 Expressed technical contents are
 not to be reproduced or loaned without
 written permission from SAE HAN ANT.

NO	DESCRIPTION	MATERIAL	SIZE	PART NO	Q'TY
1	SLEEVE	URETHANE	ø6.4x75L		
2	CONNECTOR	SMA / GOLD	ø9.0x17L		
3					
4					



UNLESS OTHERWISE SPECIFIED TOLERANCES	6				SAE HAN ANTENNA	NAME OF TITLE	
	5					BASE ANT	
0 ~ 4	±0.1	4			SCALE	UNITS	DATE
4 ~ 16	±0.15	3			1/1	mm	2008.10.4.
16 ~ 63	±0.2	2			DRAWN/DESIGNED	CHECKED	APPROVED
63 ~ 250	±0.3	1			HWANG Dong Min		
250 ~	±0.5	NO	DATE	DESCRIPTION OF REVISION	SIGN	DRAWING/PART No.	
						APPROVED No.	
						USE FREQUENCY (MHz)	2400MHz